



### District Report Card: 2017


<b>State:</b> Assam	<b>District:</b> Karimganj
<b>Class:</b> 3	<b>Subject:</b> Language
<b>Schools:</b> 61	<b>Students:</b> 991


### Participation/Coverage


#### Students

<div>GENDER</div> <div></div>	Boys		Girls	
	Number	%	Number	%
	480	48.44	511	51.56

<div>AREA</div> <div></div>	Rural		Urban	
	Number	%	Number	%
	974	98.28	17	1.72

<div>CATEGORY</div> <div></div>	SC		ST		OBC		GEN	
	Number	%	Number	%	Number	%	Number	%
	100	10.09	8	0.81	228	23.01	655	66.09

<div>CWSN</div> <div></div>	LD	VI	HI	S&LD	ID	Oth
	5	5	7	7	7	47

<div>Management</div> <div></div>	Government		Government-aided	
	Number	%	Number	%
	943	95.16	48	4.84

### Average Performance of Students in Language (%)

Overall	Gender		Area		Management		Social Group			
	Male	Female	Rural	Urban	Govt.	Aided	SC	ST	OBC	GEN
67.99	68.12	67.85	68.25	52.94	67.48	77.92	69.93	76.67	67.05	67.91

## Performance on Learning Outcomes (LOs)

Learning Outcomes	Description	Average Performance(%)
L304	Reads small texts with comprehension i.e., identifies main ideas, details, sequence and draws conclusions	69.41
L312	Reads printed scripts on the classroom walls: poems, posters, charts etc.	65.13

Range of Performance of Students who Answered Correctly							
Below 30%		30% - 50%		50% - 75%		Above 75%	
Number	%	Number	%	Number	%	Number	%
98	9.89	139	14.03	303	30.58	451	45.51

## Lowest Performing Learning Outcomes (LOs)

1 - Reads printed scripts on the classroom walls: poems, posters, charts etc. (65.13)

2 - Reads small texts with comprehension i.e., identifies main ideas, details, sequence and draws conclusions (69.41)